

The **INDEX OF CRYPTOS** (IC15) is a rule-based broad market index by market capitalization, that tracks the performance of widely traded liquid cryptocurrencies in the world. The index enables crypto enthusiasts, investors, and investment managers to monitor the performance of cryptocurrencies in the global markets.

FEATURES OF THE INDEX

- ◆ Industry barometer
- ◆ Simple and easy to replicate
- ◆ Transparent and efficient benchmark
- ◆ Lower cost for investment vehicles
- ◆ Designed for robo-investors

BENEFIT OF IC15

- ◆ A true benchmark of the underlying crypto market with a diversified representation of overall market sentiments.
- ◆ A performance benchmark
- ◆ Can be accurately replicated for creation of index linked products like index funds, ETFs, structured products etc.



INDEX CONSTRUCTION

Eligibility Criteria

- ◆ Top 400 coins in terms of market capitalization
- ◆ Only cryptocurrencies coins are considered
- ◆ Stable Coins are not eligible

Universe Selection

- ◆ The eligible index constituent should have traded on at least 90% of the trading days during the Review Period
- ◆ The eligible index constituent should be in the top 100 most liquid cryptocurrencies in terms of Trading Value during the preceding month
- ◆ The eligible Index constituent should also be in the top 50 in terms of the circulating market capitalization during the preceding month
- ◆ The eligible constituent must be listed in one of the top 5 exchanges and at least two of the top ten exchanges in terms of trading volume.

Index Basket Creation

- ◆ Top 15 cryptocurrencies in terms of circulating market capitalization are eligible to be a part of the Index.
- ◆ The Index Committee decides on the final basket of IC15 and may consider mid-term review of the Index basket in exceptional situations.

Circulating Market Capitalization


Circulating market capitalization of each cryptocurrency is calculated by multiplying the Price by the Circulating Supply of each Cryptocurrency.

Constituent Numbers

The number of Index constituents shall be 15 Cryptocurrencies.

Constituent Weights

All Index constituent's weightage shall be determined based on their Market Capitalization.



Digital Asset Universe



www.3-verse.io



DOWNLOAD NOW

INDEX CONSTRUCTION

Index Value Calculation (Reconstitution and Rebalancing)

The index value is calculated as follows:

Index Value is equal to the sum total of Circulating Market Capitalization of Index Basket divided with the Index Divisor and then multiplied it with the base value of 10,000.

Index Divisor

On the base date, the divisor is calculated based on the circulating market capitalisation of all the Index Constituents. The Index divisor is normalised during every rebalancing period by multiplying it with a normalization factor. The normalization factor is the ratio of sum total of circulating market capitalization of the new index basket to the sum total of circulating market capitalization of the old index basket.

Base Value and Base Date

The base value of the Index is set at 10,000 on the base date as 01, April 2018.



Digital Asset Universe



www.3-verse.io



DOWNLOAD NOW

INDEX REBALANCING AND RECONSTITUTION

- ◆ Review Period: Quarterly basis. The cut-off date for the review period shall be the fifteenth calendar day of March, June, September, and December.
- ◆ Effective date of the Index Reconstitution: The Index Reconstitution (Inclusion and Exclusion of the index constituents) and Rebalancing (adjustment of the Divisor) shall be implemented on the first Business Day of the calendar months of April, July, October and January.

Announcement for the change in Index Basket

The change in the Index Constituents shall be announced five business days prior to the Reconstitution Date.

Currency

The Index value shall be based on USDT.

Index Precision

The Index value shall be rounded to the nearest two decimal places.

Index Dissemination

The Index shall be publicly available on IC15 page of 3-verse.io, 3verse android & iOS app and other platforms.

Index Committee

The Index Committee comprise of domain experts, industry practitioners, and academicians.



Digital Asset Universe



www.3-verse.io



DOWNLOAD NOW

IC15 Factsheet

January 2024

IC15 Basket	
Oct-Dec 2023	Weight (%) as on 1 st Jan 2024
Bitcoin	62.66
Ethereum	20.47
BNB	3.79
Solana	3.42
XRP	2.07
Cardano	1.60
Avalanche	1.11
Dogecoin	0.95
Polkadot	0.82
Polygon	0.70
TRON	0.69
Chainlink	0.64
Shiba Inu	0.46
Litecoin	0.40
Toncoin	0.24

IC15 Basket	
Jul-Sep 2023	Weight (%) as on 30 th Sep 2023
Bitcoin	61.92
Ethereum	23.67
BNB	4.22
XRP	2.75
Cardano	1.05
Dogecoin	1.03
TRON	0.93
Solana	0.91
Polkadot	0.62
Polygon	0.58
Litecoin	0.57
Chainlink	0.54
Shiba Inu	0.51
Avalanche	0.39
Uniswap	0.30



Digital Asset Universe



www.3-verse.io




DOWNLOAD NOW

IC15 Factsheet

January 2024

IC15 Basket	
Apr-Jun 2023	Weight (%) as on 30 th June 2023
Bitcoin	60.67
Ethereum	23.52
BNB	5.45
XRP	2.33
Cardano	1.43
Polygon	1.06
Dogecoin	0.95
Polkadot	0.82
Solana	0.70
Litecoin	0.69
Shiba Inu	0.66
Tron	0.60
Avalanche	0.46
Chainlink	0.35
Uniswap	0.31

IC15 Basket	
Jan-Mar 2023	Weight (%) as on 31 st Mar 2023
Bitcoin	59.23
Ethereum	23.61
BNB	5.69
XRP	2.63
Cardano	1.49
Dogecoin	1.15
Polygon	1.09
Polkadot	0.83
Solana	0.83
Litecoin	0.70
Shiba Inu	0.69
Tron	0.64
Avalanche	0.62
Chainlink	0.42
Uniswap	0.38



Digital Asset Universe



www.3-verse.io

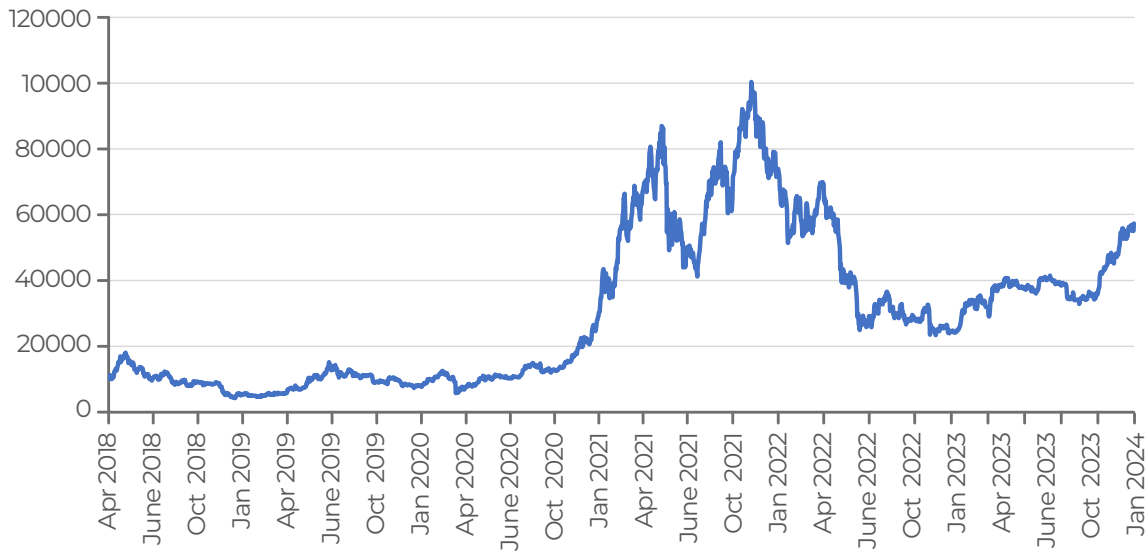


DOWNLOAD NOW

IC15 Factsheet

January 2024


Performance of IC15



IC15 Facts

Base Date	01-04-2018
Base Value	10,000
Currency	USDT
Daily Volatility*	2.07%
Constituents	15
Review Frequency	Quarterly

*Period January 2023 to December 2023



Digital Asset Universe



www.3-verse.io



DOWNLOAD NOW

IC15 Factsheet

January 2024

Historical Return of IC15

IC15 Return (%)				
	Jan - Mar	Apr - Jun	Jul - Sep	Oct - Dec
2018		1%	-11%	-45%
2019	11%	127%	-29%	-15%
2020	-7%	41%	26%	138%
2021	124%	-26%	30%	10%
2022	-4%	-62%	7%	-15%
2023	60%	5%	-13%	56%

Return of IC15 vs Other Market Indicators

	IC15	NASDAQ	Sensex	Gold	S&P 500
2018*	-50%	5%	8%	-4%	-3%
2019	53%	38%	14%	19%	29%
2020	294%	48%	16%	25%	16%
2021	138%	27%	22%	3%	27%
2022	-67%	-33%	4%	0%	-19%
2023 [#]	129%	54%	19%	13%	24%

IC15 Price Correlation with Market Indicators (From Jan 2023-Dec 2023)

NASDAQ	Sensex	Gold	S&P 500
71%	63%	72%	70%

*Period April to December 2018

[#]Period January to December 2023



Digital Asset Universe



www.3-verse.io



DOWNLOAD NOW

For more information / latest data,
Please visit IC15 page



The world's 1st 3.0 Wire

An exclusive wire service with tools like arbitrage opportunities identification, watchlist creation, lending and borrowing rates, among others. It covers the complete global market universe of Crypto, Blockchain, Asset Digitisation and Development.



The world's 1st 3.0 University

A digital university that caters to all – from ABC to PhD and provides super specialized courses



The world's 1st 3.0 TV

A dedicated 24*7 Crypto and Blockchain smart mobile IPTV and YouTube channel which provides in-depth analysis and awareness of global developments, trend reports, discussions, debates and guidance from international experts.

For any partnership & business enquiry please contact at - index@3verse.in


Disclaimer

The information, news and subject matter of the INDEX are for your information and knowledge purpose only. Any graphical representations, analysis or expression of view(s) should not construe and/or constitute as any financial advice, with an intent to invite, promote, appeal or instigate reader or any person to deal, trade or invest in any financial assets including but not limited to cryptocurrency. The information provided in the INDEX including any graphs or graphical representation does not constitute any contract, agreement and/or understanding or any legally enforceable or binding legal obligation and/or any liability between you and TickerPlant and TickerPlant deny/disclaim any such interpretation or understanding thereof. The sole purpose of this Index and information provided therein is with the intent to make the reader aware on the development in the niche area of cryptocurrency market.

TickerPlant has taken all reasonable efforts to provide the latest, correct and adequate information however, TickerPlant specifically disclaim and deny any warranty/guarantee/liability whether expressed or implied with respect to correctness, authenticity, free from any error, usefulness for the purpose. Any person based on the information provided herein trades, invest, purchase in cryptocurrency, incurred any losses, or liable for any action from the authorities (whether local or governmental) shall be doing so at his/her own cause and shall be entirely responsible for the cost and consequences thereof.

All the content including any literary work, texts, illustrations, graphic representations, designs, layout in this INDEX is protected under Copyright Act and all rights whether Intellectual, literary, moral or any other rights are exclusively reserved with TickerPlant, its parent, and group companies. The user can use the content for his/her personal information, study and knowledge purpose only [Personal Use]. Any use of the Index and information thereof by any person, third party for any commercial, promotion of business or advertisement purpose shall be subject to prior written approval of the Company. Any breach thereof shall be liable for legal ramification. The content of the Index and graphical representation shall be governed by the Indian Law.

In case of any dispute in connection with the use of the information or content of the INDEX is subject to the exclusive jurisdiction of the courts in Mumbai, India.



Digital Asset Universe



www.3-verse.io



DOWNLOAD NOW